

8

**Office of Chief Medical Examiner  
Tarrant County, Texas**

200 Feliks Gwozdz Place, Fort Worth, Texas 76104-4919  
(817) 923-4999 FAX (817) 927-0902

**NON JURISDICTIONAL AUTOPSY**

— PAIGES GENT (LITTLE ?) —

Case No. 930067#

Name: CHILD JANE DOE (MC DOE 64) — KARA BRITTANI LITTLE —

Race: White

Approximate Age: 0.9 - 1.0 year

Height: Unknown

Sex: Female

Weight: 5.6 lbs

Identified By: Pending DNA Studies

Autopsy Authorized By: Honorable James Collier

I hereby certify that I, Nizam Peerwani, M.D. have performed an autopsy on the body of Child Jane Doe (MC Doe 64) at the Tarrant County Medical Examiner's Morgue on the first day of May 1993, and that the said autopsy revealed:

**FINDINGS:**

- 01 Evidence of inhalation of carbon monoxide with liver carboxyhemoglobin saturation of 56%
- 02 Focal areas of body charring
- 03 Gunshot injuries cannot be ruled out
- 04 Advanced postmortem decomposition


Child Jane Doe (MC Doe 64)

Case No 930067#

Page No 1 

**CAUSE OF DEATH:**


- 01 INHALATION OF CARBON MONOXIDE DUE TO FIRE
- 02 FOCAL CHARRING



---

Nizam Peerwani, M.D.  
Chief Medical Examiner

NP/10-10-93

Child Jane Doe (MC Doe 64)  
Case No 930067#  
Page No 2 

This examination is dated May 01, 1993 beginning at 1000 hours

Regarding the circumstances involved in the demise of the decedent, please refer to the inquest investigation report prepared by the Justice of Peace.

A complete autopsy is carried out at the Tarrant County Medical Examiner's Morgue by the authority of Judge James Collier, Justice of Peace, Pct 2, McLennan County, Texas

### EXTERNAL EXAMINATION

Body is presented to the County Morgue co-mingled with other bodies in the "Bunker" with sorting performed by Dr. Owsley. The separated body parts are presented for autopsy wrapped in a white sheet.

Body is clad in markedly soiled and focally heat damaged blackened garments including:

- a. pink short sleeve T-shirt, size 1 with defect on left side
- b. multicolor floral print pants
- c. one left white sock with pink trim
- d. one left white sandal, size 5 with heat damage to the toe area
- e. soiled diaper.

Large number of ordinance are submitted with the body, piled into a heap and include:

- a. 22 unfired 7.62mm caliber magnetic bullet
- b. 01 unfired 7.62 mm caliber non-magnetic bullet
- c. 03 exploded 7.62mm steel cartridge cases
- d. 01 unfired 7.62x39mm caliber cartridge
- e. 10 exploded 7.62x39mm caliber cartridge cases
- f. 03 unfired .223 caliber bullets
- g. 01 unfired .223 caliber cartridge with crimped top (blank)
- h. 01 .223 caliber exploded cartridge case
- i. 03 9mm caliber exploded cartridge cases
- j. 03 .22 rimfire caliber exploded cartridge cases
- k. 01 exploded 7.62x51mm caliber cartridge case
- l. 11 primer caps

Child Jane Doe (MC Doe 64)

Case No 930067#

Page No 3

Body is disarticulated mainly because of advanced postmortem decomposition with the disarticulated parts co-mingled with decomposing soft tissues including viscera. Focal areas of charring are however noted. Submitted for examination are:

- 01 separated skull with disarticulated mandible. The skull is incomplete with missing occipital and left temporal bones. There is slight heat related blackening of the left parietal area without significant charring. Separated and decomposing fragments of scalp are also present with long blonde hair. Skull contains minimum residual less than 5.0 grams of putrefactive tissue. Facial bones are intact with adherent putrefying tissue. Traumatic injuries are not identified.
  
- 02 large mass of soft tissue and viscera with co-mingled ribs, vertebrae, scapulae, sternum and most of the bones of the extremities. Osteological sorting reveals all the major bones to be present, examination of which reveals absence of traumatic injuries. Minimal fire damage is noted and the disarticulation is mainly due to advanced decomposition.

On examination and sorting of the soft tissue, a 32 gram segment of liver and 28 gram segment of lung is identified. These are devoid of pathology or trauma.

External genitalia are not distinguishable because of advanced state of decomposition.

**ANTHROPOLOGY EXAMINATION:** Conducted by Douglas W. Owsley. Ph.d.

**DENTAL EXAMINATION:** Tarrant County Dental Disaster Team supervised by Rodney M. Crow, D.D.S.

**FINGERPRINT EXAMINATION:** Conducted by F.B.I. Latent Fingerprint Section and supervised by Danny W. Greathouse

**EVIDENCE COLLECTED:**

- 01 15 grams each of lung, muscle and liver for toxicology
- 02 Muscle from thigh and rib for DNA studies
- 03 Clothing items
- 04 Scalp hair
- 05 Fragment of clothing in tin can
- 06 Ordinance
- 07 28 photographs including 23 color prints and 05 slide prints
- 08 07 radiographs and fluoroscopy

NP/

**OFFICE OF CHIEF MEDICAL EXAMINER  
TARRANT, DENTON AND PARKER COUNTIES, TEXAS**

200 Feliks Gwozdz Place, Fort Worth, Texas 76104-4919  
(817) 923-4999 FAX(817) 927-0902

**Dental Examination Record  
POSTMORTEM RECORD**

M.E. CASE NO.: 930067# Child Jane Doe

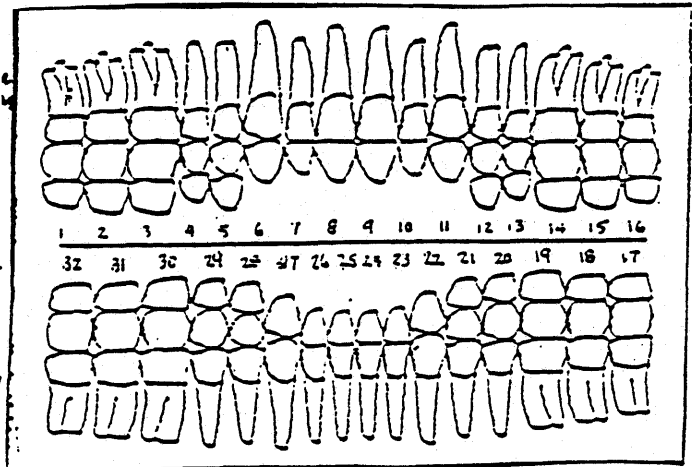
PLACE OF EXAM: T.C.M.E.  
DATE: 05-01-93

**TOOTH NUMBER**

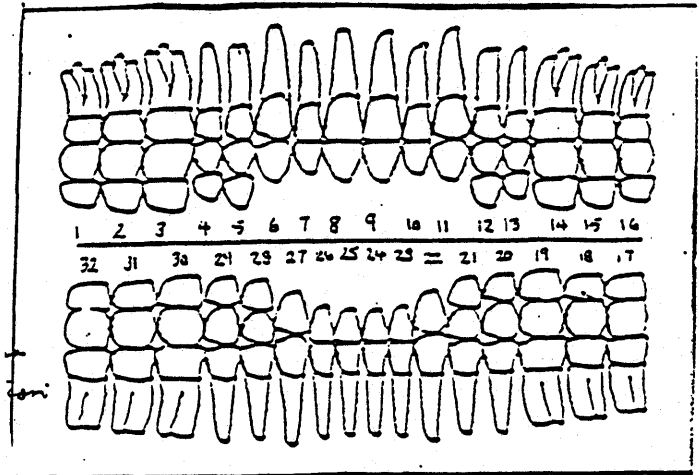
- 1. Unerupted
- 2. Unerupted
- 3. Unerupted-opening M-D 7mm, F-L 3mm
- 4. Unerupted-opening M-D 6mm, F-L 5mm
- 5. Erupting, 1/2 erupted
- 6. Erupting, 1/5 erupted
- 7. avulsed
- 8. Present, nonrestored, fully erupted
- 9. Avulsed
- 10. Avulsed
- 11. Present, nonrestored, 1/5 erupted
- 12. Erupting, 1/2 erupted
- 13. Unerupted-opening M-D 6mm, F-L 5mm
- 14. Unerupted-opening M-D 6mm, F-L 3mm
- 15. Unerupted
- 16. Unerupted
- 17. Unerupted
- 18. Unerupted
- 19. Unerupted-opening M-D 5mm, F-L 3mm
- 20. Unerupted-opening M-D 9mm, F-L 5mm
- 21. 1/2 erupted
- 22. Less than 1/4 erupted
- 23. Fully erupted, nonrestored
- 24. Fully erupted, nonrestored
- 25. Fully erupted, nonrestored, pink coloration
- 26. Fully erupted, nonrestored, pink coloration
- 27. 1/4 Erupted
- 28. 1/2 Erupted
- 29. Unerupted-opening M-D 9mm, F-L 5mm
- 30. Unerupted-opening M-D 9mm, F-L 5mm
- 31. Unerupted
- 32. Unerupted

A  
B  
C  
D  
E  
F  
G  
H  
I  
J  
  
K  
L  
M  
N  
O  
P  
Q  
R  
S

RESTORATIONS & MISSING TEETH



DISEASE & ABNORMALITIES



C E R T I F I C A T E   O F   A N A L Y S E S

OFFICE OF CHIEF MEDICAL EXAMINER  
CRIMINALISTICS LABORATORIES  
200 FELIKS GWOZDZ PLACE  
FORT WORTH, TEXAS 76104

NIZAM PEERWANI, M.D., DABFP  
CHIEF MEDICAL EXAMINER  
RONALD L. SINGER, M.S.  
CHIEF CRIMINALIST

F I R E A R M S   L A B O R A T O R Y

NAME: MC-64  
CRIME LAB NUMBER: 930274T  
M.E. CASE NUMBER: 930141\*  
COMPLETED BY: RNE

RESULTS OF EVALUATIONS:

- (04A) One unfired 7.62mm. calibre magnetic bullet
- (04B) One unfired 7.62mm. calibre magnetic bullet
- (04C) One unfired 7.62mm. calibre non-magnetic bullet
- (04D) One unfired 7.62mm. calibre magnetic bullet
- (04E) One exploded 7.62mm. cartridge case, steel
- (04F) One exploded 7.62mm. cartridge case, steel
- (04G) One exploded 7.62mm. cartridge case, steel
- (04H) One nail
- (04I) Three primer caps
  
- (05) Six large and two small primer caps
  
- (07) One brown paper bag which contained:
  - 19 - Unfired 7.62mm. calibre bullets, magnetic (steel)
  - 01 - Intact 7.62X39mm calibre cartridge
  - 03 - Unfired .223 calibre bullets
  
- (08) One brown paper bag which contained:
  - 10 - exploded 7.62X39mm. calibre cartridge cases
  - 01 - .223 calibre unfired cartridge with crimped top (blank)
  - 01 - exploded 7.62X51mm. calibre cartridge case
  - 01 - .223 calibre exploded cartridge case
  - 03 - 9mm. calibre exploded cartridge cases
  - 03 - .22 rimfire calibre exploded cartridge cases

ANALYST:

Richard N. Ernest

APPROVED BY:

[Signature]

APPROVED DATE: 09/08/83

TOXICOLOGY TEST RESULTS

OFFICE OF CHIEF MEDICAL EXAMINER  
 TOXICOLOGY LABORATORY SERVICE  
 200 FELIKS GWOZDZ PLACE  
 FORT WORTH, TEXAS 76104

NIZAM PEERWANI, M.D., DABFP  
 CHIEF MEDICAL EXAMINER  
 ANGELA SPRINGFIELD, PH.D., DABT  
 CHIEF TOXICOLOGIST

NAME: M.C. SIXTY-FOUR  
 M.E. CASE NUMBER: 930067#

PRIORITY: 1  
 M.E. TOX NUMBER: 930778#-00

LIVER	ETHANOL	POS	ETHANOL	00.02	GM
LIVER	CANNABINOIDS-ETS	NEG			
LIVER	COCAINE-ETS	NEG			
LIVER	OPIATES-ETS	NEG			
LIVER	AMPHETAMINE-ETS	NEG			
LIVER	BARBITUATE-ETS	NEG			
LIVER	BENZODIAZEPINE-ETS	NEG			
LIVER	METHADONE-ETS	NEG			
LIVER	PCP-ETS	NEG			
LIVER	CARBON MONOXIDE	POS	CARBON MONOXIDE	56.00	%
LIVER	CYANIDE	NEG			
LIVER	ABN	NEG			

EVIDENCE TRANSMITTAL DATA

DATE: 05/03/1993      TIME: 08:15  
 RELEASED BY:  
 RECEIVED BY: JOYCE Y. HO

APPROVED BY:  
 APPROVED DATE: 9/7/1993

*Angela Springfield*

---